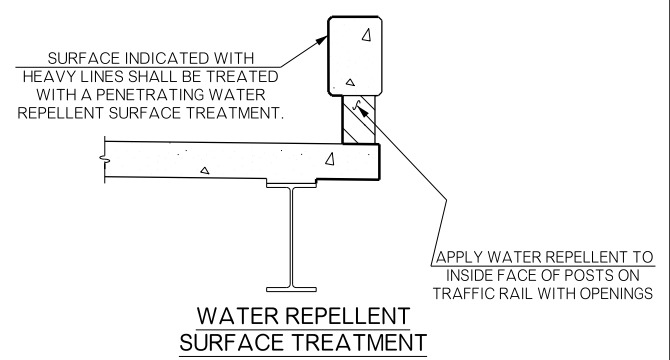
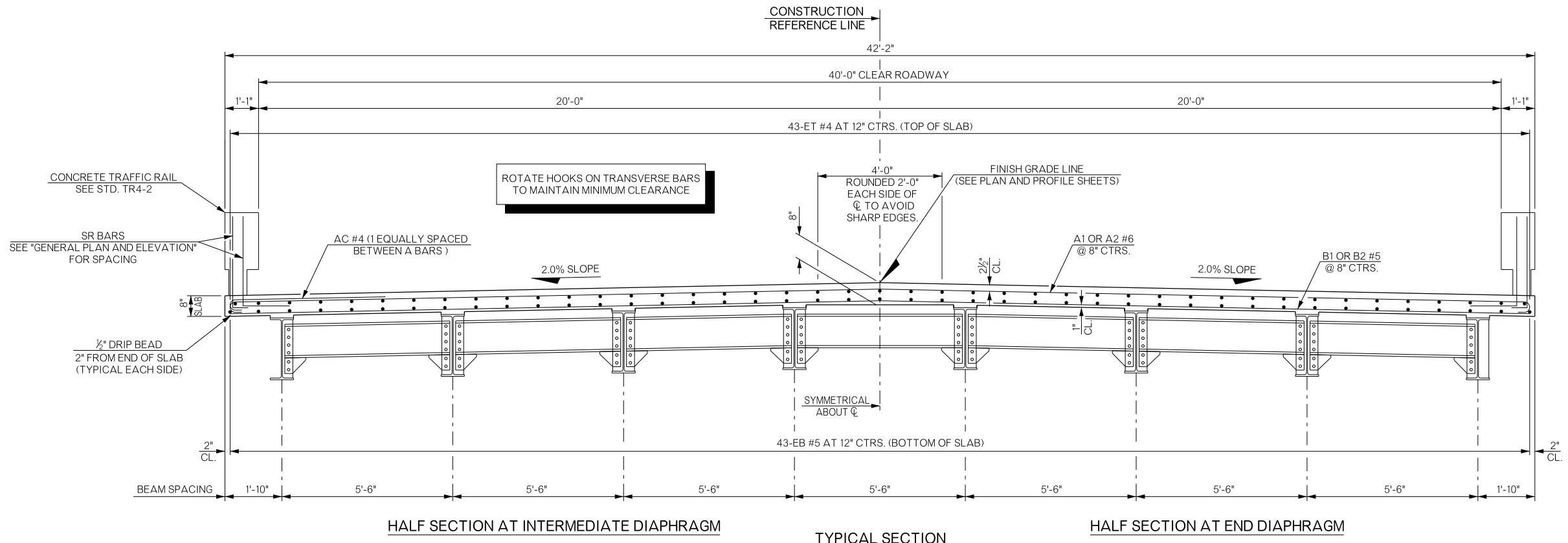
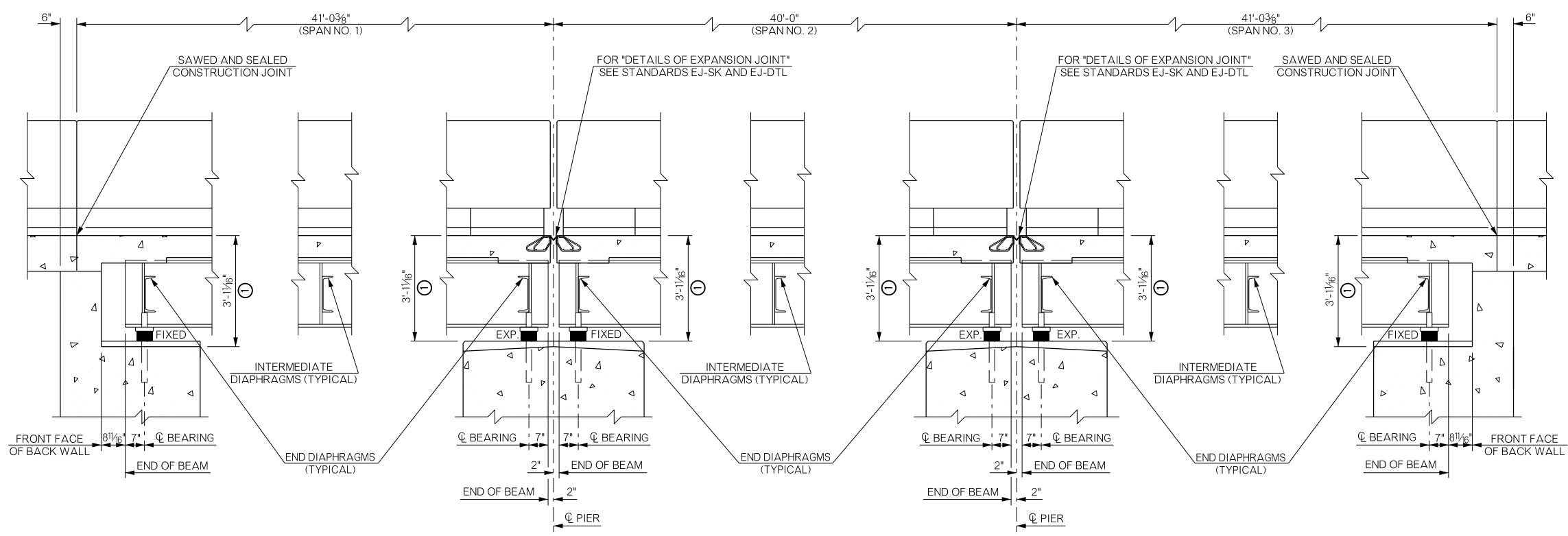


REVISIONS		
REV. NO.	DESCRIPTION	DATE



SUPERSTRUCTURE BAR LIST					
MARK	NO.	SIZE	FORM	LENGTH	VARIANCE
EPOXY COATED					
A1	83	#6	BNT.	43'-2"	-----
A2	198	#6	BNT.	21'-6" AVG.	3'-0" TO 40'-0"
AC	346	#4	BNT.	5'-6"	-----
AH1	24	#4	BNT.	1'-4"	-----
AH2	70	#4	BNT.	4'-1"	-----
AS	86	#4	BNT.	5'-0"	-----
AT	2	#6	BNT.	47'-10"	-----
B1	83	#5	STR.	41'-10"	-----
B2	198	#5	STR.	20'-10" AVG.	2'-4" TO 39'-4"
BT1	2	#5	BNT.	47'-10"	-----
BT2	14	#4	STR.	5'-1"	-----
EB1	86	#5	STR.	40'-9"	-----
EB2	43	#5	STR.	39'-7"	-----
EPH1	140	#4	BNT.	3'-8"	-----
EPH2	16	#4	BNT.	3'-7"	-----
ET1	86	#4	STR.	40'-9"	-----
ET2	43	#4	STR.	39'-7"	-----
PT1	28	#4	STR.	5'-1"	-----
PT2	16	#4	STR.	1'-1"	-----
SR1	480	#5	BNT.	4'-1"	-----



**LONGITUDINAL SECTION**  
 NOTE: ALL DIMENSIONS ARE ALONG THE C BEARING.  
 ① DIMENSION IS FROM TOP OF DECK SLAB TO BOTTOM OF BEARING ASSEMBLY AT C BEARING.

SUPERSTRUCTURE QUANTITIES		
ITEM	UNIT	TOTAL
SAW-CUT GROOVING	S.Y.	472.90
SEALED EXPANSION JOINT	L.F.	98.48
CONCRETE RAIL (TR-4)	L.F.	244.20
STRUCTURAL STEEL	LB.	91,900.00
STAINLESS STEEL FIXED BEARING ASSEMBLY	E.A.	24.00
STAINLESS STEEL EXPANSION BEARING ASSEMBLY	E.A.	24.00
CLASS AA CONCRETE	C.Y.	132.20
EPOXY COATED REINFORCING STEEL	L.B.	33,210.00
WATER REPELLENT (VISUALLY INSPECTED)	S.Y.	180.00

BRIDGE "A" SH-78 OVER CHUCKWA CREEK		BRYAN COUNTY		Design	CJO	6/15
<b>SUPERSTRUCTURE DETAILS</b> (SHEET 1 OF 3)				Detail	DPG	8/15
				Check	TEE	9/15
				Squad	HENSLLEY	
				Engr.	DEFRANCO	
STATE OF OKLAHOMA		DEPARTMENT OF TRANSPORTATION				
JOB/PIECE NO. 27912(04)		SHEET NO. B018				